

PRESERVING THE MONARCH BUTTERFLY

The beautiful orange and black Monarch (*Danaus plexippus*) that we have seen throughout Michigan, and remember fondly from our childhood to be so abundant, is in dramatic decline. The US Fish and Wildlife Service describes this status in more detail in its June 7, 2018 update. "In 2014, we were petitioned to protect the monarch butterfly under the Endangered Species Act. Based on information in the petition, we determined that federally protecting the monarch may be warranted and we published a 90-day substantial finding in the Federal Register on December 31, 2014. Publication of the 90-day finding also announced that we would



Photo Courtesy Debbie Glasser

conduct a thorough assessment to determine if the monarch butterfly needs Endangered Species Act protection. We are now conducting the assessment using the Species Status Assessment framework." ¹ That Assessment is due to make a decision by June, 2019.

CLICK ON THESE LINKS TO GO TO PAGE

[Feature Article Pg. 2 –6](#)

[Spotlight on the
Board Member Pg. 7-9](#)

[Garden to Table Pg. 15](#)

[Fall Into Spring
P.11-13](#)

[Hot Buzzzz Pg. 14](#)

[Announcements Pg. 16](#)

[Save the Date Pg. 17](#)

MICHIGAN STATE UNIVERSITY EXTENSION



MGAGCM Mission Statement

The Master Gardener Association of Genesee County organized exclusively for charitable, educational and scientific purposes, specifically to instruct adults and youth in horticulture science, to educate communities about environmentally sound practices through horticulture-based activities, to promote food security and to improve the esthetic of our community. This Chapter is to be organized and operated exclusively for charitable purposes and consistent with the purposes and mission of the Michigan Master Gardener Association, Inc. (MMGA)

So, what is the reason for this change in population? The answer to that question begins with an understanding of the Monarch's culture and process of migration. It is the only butterfly that will make a two-way migration, traveling thousands of miles to overwinter in a warmer climate, which makes it unique in the insect world.



Photo Courtesy Roxanne Banks

Joanie Snyder, Crossroads Village Coordinator and Monarch Way Station monitor, and our own local Monarch expert, explains, "The Monarch butterflies begin their move in March leaving the Oyamel Forest in Mexico, sensing that something is blooming in Texas starting their move north, then east and west. Traveling during the day in the sun; gathering together in the large forest canopies of pine, cypress and cedar in

the evening; roosting like chickens to stay warm. They stay in the same locations and travel from year-to-year on the same path known as the 'Monarch flyway'." A path that takes them through Texas, Oklahoma, Kansas, Missouri, Iowa and Minnesota.

Joanie continues, "All along the way they will mate. The males, identified by the two black spots on their hind wings – where they produce the pheromone – attracts her to him. If there are two or three females fluttering around, a male will be seen flying among them. When he finds the one he really wants to mate with he will throw her on the ground – he is a rough little bugger.

DESCRIPTION OF MONARCH

"Like viceroy butterflies, which mimic the appearance of the monarch, this butterfly is bright orange with black and white markings. The body of the monarch is black, and the head has a set of antennae. The wings are mostly orange with black veins running throughout. The outer edge of the wings has a thick black border. Within the black border are white spots. The white spots can range in size, and they decorate the wings. At the upper corner of the top set of wings are orange spots.

The underside of the monarch butterfly's wings can be seen when the butterfly is at rest or when it is feeding on a flower. Instead of bright orange, the underside is more drab and orange-brown. Males and females can be told apart by looking at the top of their hind wings. Males have a black spot at the center of each hind wing, while the females do not. The spot is a scent gland that helps the males attract female mates. Another less accurate way to tell males from females is that the females usually have much thicker veins than the males. Monarch butterflies have a wingspan of 3.5 to 4.8 inches (9 to 12 centimeters)." ²

Feature Article Continued from page 2

MIGRATION PATHS

"The monarch migration can go from Canada in the early fall to roost in Mexico during the winter months with a single monarch traveling hundreds to thousands of miles while being guided by an internal method of flight direction that then directs them to their destination in Mexico.

While the Monarch butterflies are found throughout the United States they are mainly east of the Rocky Mountains. Being a warm weather Invertebrate the monarch first appears in the southern states like Texas and continues to migrate north as spring turns to summer, eventually as far as Canada. A lesser amount of monarchs present themselves on the west side of the Rocky Mountains but will usually not go further south than San Diego, California and as far north.

The over wintering monarch leaves Mexico and heads toward the United States, weather permitting, in early spring." ²

At their first "port-of-call" in Texas, after she deposits her eggs on the underside of the milkweed leaf, her life will expire in a few weeks. She will not travel on with the new butterflies. "The eggs are only slightly larger than a grain of table salt and also have a hard coating, somewhat like a hen's egg." After five days as an embryo, the caterpillar will chew its way from the egg – its first meal – increasing its size over about a two-week period, feeding on the milkweed plant that it was attached to as an egg. "This caterpillar may travel beyond 30 feet before forming its bright green chrysalis, which is the start of the metamorphosis that in about a two week time frame results in the emergence of the monarch butterfly." ²

The adult monarchs then continue the northward trek begun by their parents. It may take as many as five generations before reaching the end of their north bound travel. Most Monarch butterflies have a life span of only a few weeks except for those that reach their northern destination. "This last generation of the year is the generation that will overwinter in Mexico and can have a life span exceeding seven months when the life cycle starts all over again as the monarchs start the northern migration in the spring." ²



To put it all another way, the butterflies gather in Mexico at the Oyamel Fir Forest for a butterfly Woodstock. They party and reproduce for several months and when their intuitive radar senses the nectar available in Texas, they set out on their northern migration. (First Generation)

Photo Courtesy – Dale Daron

[RETURN TO FRONT PAGE](#)

Feature Article Continued

They stop in Texas for a couple weeks, do their mating ritual, lay eggs, the eggs hatch, the caterpillars feed on the milkweed, become butterflies, their mothers die and they fly north to the next destination offering tasty nectar. (Second Generation – the children of the First Generation) They stop at the next destination and the process begins all over producing the Third Generation, the grand children, leaving their parents behind. Finally, the Fourth Generation is born (the great-grandchildren). They continue the trek north finally making it to Michigan. With a possible Fifth Generation that may be born in Michigan and continue on to Nova Scotia.

For us in Michigan, it is the fourth generation that lives here for the warm days of summer, feasting on the Milkweed and nectar plants. This generation will mate and lay hundreds of eggs through the summer producing even more butterflies. As the weather begins to cool, they begin their migration back to Mexico ... this is the only generation that will not die along the way but, travel the entire 3000 miles back to Mexico to begin the whole process all over again, living for seven months. Ahhhh a miracle to be sure, the beauty of the circle of life!

HABITAT

Our Genesee County Master Gardeners provide Monarch Way Stations in three project sites - Bridge Park Butterfly Garden, Clio; Flushing Butterfly Garden; and Crossroads Butterfly Gardens. Crossroads hosts four Way Stations throughout its grounds located in front of the ticket booth, by the Carousel, the Depot and the Ferris wheel.

The process for becoming a certified Way Station site for Crossroads began in 2013 after Joanie visited Specialty Growers in Howell. Seeing their Way Station she was quickly convinced this was an important project for our area and one that could easily be incorporated into the Crossroads gardens. She shares, "Our purpose at Crossroads is to educate others about the importance of Monarch Conservation, and provide information that will help them understand that we can all help to preserve and protect this beautiful creature."



Crossroads recently received Recognition from Monarch Watch for completing and confirming the creation and maintenance of [Way Station #6829](#)

Feature Article Continued



Photo Courtesy Debbie Glasser

Following up with Monarch Watch Joint Venture Joanie learned what was required for certification and the Crossroads Master Gardeners began “removing existing plants from the garden beds and planting the host and nectar plants. The first two years involved acquiring the plants needed to attract the monarch and provide the environment the Monarchs would need to lay their eggs. This was followed by planting the nectar plants that the caterpillars and butterflies need for their food source. We also provide a dish with a bit of water along with shells and rocks for the monarchs to muddle in. They will use this as a source of nutrients from the magnesium and minerals that are left behind when the water evaporates. We have literally laid the red carpet for them.”⁴

PRESERVATION

According to Monarch Joint Venture the Monarch population has severely declined due to “habitat loss, urban development, pesticides, disease, climate change, predators, extreme weather and other anthropogenic factors. Since the late 1990’s both the eastern and western overwintering populations have declined by 70% as documented by WWF Mexico in collaboration with SEMARNAT, COANP and the MBBR.”³ The National Wildlife Federation adds, “Of increasing concern is the loss of milkweed due to pesticide and weed killer. There are several private and municipal organizations focusing on improving and creating increased habitat within the United States, Canada and Mexico. There is a Monarch Highway effort by the National Wildlife Federation in the United States to establish along I-35 a central flyway for monarch butterfly migration.”²



Photo Courtesy Michelle Chockley

Feature Article Continued

WHAT YOU CAN DO

You can begin by creating a habitat that is inviting to the Monarchs. Begin by investigating how you can create a way station at your home by simply adding Milkweed and nectar plants that are attractive to the butterflies. For more information on creating the habitat you can visit [Monarch Joint Venture](#)

Participating in a science-based monitoring program is another way you can be involved in the preservation of the Monarchs. [Journey North](#) is an online program where you can report sightings and track the migration. [Monarch Watch](#) offers an opportunity to take part in a Monarch tagging program. [Monarch Larva Monitoring Project](#) offers volunteers an opportunity to establish a milkweed-monitoring site.

If these options are a little more commitment then you can make the best way you can be involved is to educate others. Share the information here with your friends and neighbors. Pick up the Monarch Joint Venture bulletins (Joanie has acquired several that she could make available to you). If you currently provide the Monarchs an environment of nectar and host plants you can display educational signs in your gardens so others can join in the preservation mission.

Finally, you can do what Joanie does ... talk to the butterflies. Standing watch in her yard as the Monarchs do their love dance, splay their wings and flitter about the milkweed she will say ... "this is all for you pretty boy."

MONARCH FUN FACTS

- * The Monarch will fly 50-100 miles a day in migration with a record of 265 miles for a single butterfly.
- * Monarch's taste with their feet.
- * They don't like flying over water So they will gather at the tip of a peninsula and wait until they get an environmental cue - a breeze to assist them on their crossing and put them back on the flyway.

¹ US Fish and Wildlife Services; [Assessing the Status of the Monarch Butterfly](#); June 7, 2018

² The National Wildlife Federation; [Monarch Butterfly](#);

³ Monarch Joint Venture bulletin; Monarch Conservation: How to Get Involved

⁴ Interview with Joan Snyder by Kit Puroll; August 10, 2018

Written by Kit Puroll; Research by Dale Daron and Kit Puroll; August, 2018 for the September issue of DTE; Proofread and edited by Sylvia Hansen

The Art of the Story Spotlight on the Board – Sylvia Hansen

“There are ways to tell a story. If you look at a story there has to be a beginning, then it kind of pulls you in, and you go along a pathway. Like in the garden, you have something that is hidden that you don’t see until the end, and as you turn a corner, there it is - it is the climax of the story.” Sylvia Hansen, August 12, 2018

Sylvia Hansen, Communications Director for MGAGCM, began her career in Art Design and followed a path that led her to several years of design work in communications. It would seem that a turn in direction from her interest in becoming a metal-smith to communications became a gift to many.

After graduating from the University of Michigan Sylvia worked a short time for an ad agency and design studio followed by a position in communications relations with Mott College. It was a career path where she honed her skills in the art of communication as well as graphic design. Creating the college catalog, brochures, press packets, event pieces, Sylvia was responsible for 98% of all publications for the college. Learning to problem-solve while working with a limited budget and how to convey a message that was clear and concise launched her into her own freelance business.

A business model that allowed her the flexibility to also do something that fulfilled her personal interests – becoming a Master Gardener. Upon completing her certification she would take on project sites that would fit into her new schedule. “I would go to the different nurseries and answer questions – what we call ‘Ask the Gardener’ today, but was called ‘Lets Go Gardening’ back then.” Working hours at additional project sites including Crossroads Village, For-Mar, and the Conservation District Seedling Distribution, Sylvia was able to fulfill her volunteer hours while still managing her new business. As the business grew she would find serving on committees for holiday parties, the garden tour, Fall into Spring, and the Spring awards, were not only projects she enjoyed but ones that she could manage with her schedule.

It is important to take pause in this account of Sylvia’s career to step back to learn a little bit more about Sylvia. She has a very unique gift of seeing the world in a matter of truth that is laid out in design. An ability to interpret the facts of a matter and put them into a media form that others can understand, appreciate and learn from. She tells the “story” using text and design. It is this unique ability that has made Sylvia successful in her career and has also contributed in many ways to the improved structure to the MGAGCM organization.




Shortly before becoming a Master Gardener in 1998, Sylvia had a tour of the Humane Society when they opened their new location on Dort Highway. Seeing the little furry friends captured Sylvia's heart and inspired her to use her sense of perspective and design to see more. Donating her time and talent Sylvia was asked to design a new logo, as well as a brochure for their annual fundraising campaign. In the brochure she told the story, *Argo Finds A Home*, about a cute little shelter dog who comes in as a stray and is adopted by a family. Not only was it a success for the organization, but they received the largest single donation in their history. Little Argo, wagging his tail and flopping his ears as he walked away from the shelter with his new little friends, captured hearts and dollars.

Sylvia describes the art of design: "The graphic designer is an artist and storyteller and must use both the elements of design and text to create feeling. Put another way, when considering fine art, you look at the Mona Lisa, for example, it is mysterious - the artist allows the viewer to interpret the meaning. Graphic designers accomplish this by putting thoughts into a chart - a concept that may not be understandable in prose, but put into a chart it makes sense. One of the basics for a graphic designer is organization ... you have to organize the materials in a clear and understandable way so the information flows. When the

information flows it makes sense." When the graphic art and text are blended together a clear and concise message is conveyed.

These were concepts that Sylvia went on to share with hundreds of young people as she moved from her freelance work to becoming a Graphics Art Professor at Mott College. Sylvia found much gratification in mentoring and shaping the minds of these young people, finding these years to be of much fulfillment.

When she retired in 2008, the moment came that she could be more involved in the Master Gardeners volunteering as the Project Site Chair for Flushing City Hall and Flushing Riverview Trail. As one of her side projects to the site she designed interpretive signage creating the graphics and using her own photos from her home gardens.



Within a short time she was applying her communication experience and organization skills contributing to the review and update of the Bylaws and creation of the Standard Operation Procedures. (SOP) Sylvia shares; “It was very interesting to learn the workings of things and having to put it all together to make it clear, understandable and fair for all the members. We have been told that our SOPs are serving as a model for County Master Gardener organizations across the state.”

One of Sylvia’s enjoyments is taking pictures of insects and butterflies in her gardens



And what about that “hidden” treasure of this story, the climax that Sylvia describes at the beginning of this article? It would not be the extensive travels Sylvia and her husband, Carl, have had exploring ancient Roman ruins and cruising the Danube and the Rhone Rivers. Nor would it be that Sylvia enjoys photography, watercolor painting, fusing glass or has beautiful gardens that were a tour stop of last year’s MGAGCM garden.



Instead, the hidden treasure lies within all of these stories and interests. Through Sylvia’s life’s work she has engaged senators, inventors, celebrities, and renown individuals but it is not those people, but her students, and those she meets, that mean the most to her, those that fill her passion to educate others. Providing them the tools and resources to find success in their life, whether it is to continue on in a career or preserve their lawn, Sylvia thrives on making life just a little bit better for others.

Thank you Sylvia for all you do to enrich others lives, and Congratulations on your 20th Anniversary as a Master Gardener.

NOMINATIONS AND ELECTIONS

The MGAGCM 2019 Board Nominations and Election process is now open. The four open positions are, President, 1st Vice President, 2nd Vice President and a Director position who is responsible for keeping the Event Calendar up to date on VMS. If you want to nominate someone you need to, get that members approval, and then send an email or written nomination to a member of the Nominating and Election Committee. Committee members are Dick Moldenhauer, rmold1050@aol.com, Colleen Putinsky, chinmayababe@gmail.com and Christy Jones, jones.christine71@yahoo.com The deadline for nominations is the end of our October membership meeting, October 18, 2018.

TO RECEIVE COMMUNICATION REGARDING MGAGCM

VMS allows active master gardeners from the county to send email to those of a particular interest group. There has been some confusion regarding communication issues in the past and we are trying to clear this up. Because of this you are being requested to include MGAGCM in your interests on VMS. If you wish to continue to receive emails from MGAGCM you must make this change.

To do so follow the following steps:

1. Log in to VMS as usual just like when you are going to record volunteer hours.
2. Click on "Editing Profile." This is found on the page directly above "Add New Hours." A page should come up with your name and the privacy policy.
3. Scroll down the page. You should see a list in bold with check boxes next to each item. It is titled "Edit Interest."
4. Find the box next to "MGAGCM (Master Gardener Assoc Genesee Co MI)" and click on it. You should see a check mark appear.
5. Feel free to check other interests as well. This will allow people to contact you if there is information for these areas.
6. Scroll all the way to the bottom of the page and click the gray button that says "Save Information."

If you are having problems getting this to work or have questions you can contact one of the VMS ambassadors or VMS buddies for some help. Their information is on the bottom of the VMS home page (you will need to scroll down).

If you do not make this change you may no longer receive communication regarding the MGAGCM.

[RETURN TO FRONT PAGE](#)

BEES, BIRDS, NATIVES (PLANTS) - OH MY!



Saturday, October 6th, is the date for the annual **Fall Into Spring** educational conference. It will take place at the Mott Community College Event Center, 1401 E. Court Street, Flint. The speakers, in the order of the above topics are Dr. Issacs, Rosann Kovalcik and Jean Persely. They are well versed in their fields of expertise and ready to pass on their knowledge to us. Our closing speaker, one of our favorites, is George Papadelis, owner of Telly's Greenhouse. He will show us what we can look for in 2019.

Registration begins at 8:00 a.m. with a continental breakfast and our first speaker starting at 8:30 p.m. There will be a soup, salad, and sandwich lunch with appropriate beverages. Both are hosted by The Lunch Studio. There will be various vendors to visit during breaks.

Attendance at this event will earn you 5 education credit hours. More information and details can be found at our website <http://fallintospring.weebly.com>. The reservation form is also available at this website as well as at www.geneseecountymg.org. Early registration closes September 28th.

You can access the registration brochure here [Spring Into Fall](#)

Submitted by Loretta Ellwood



Butterfly Beauties

MGAGCM DOWN TO EARTH NEWSLETTER

PAGE 12

Fall Into Spring 2018 - Birds & Bees? Going native? What's new? You will love our line up of experts who will speak about these gardening topics. You will also love our Garden Market vendors who offer for sale many hand-made or one-of-a-kind items.



"What About the Other Bees?"
Dr. Rufus Isaacs



"Landscaping for the Birds"
Rosann Kovalcik



"Naturally Natives"
Jean Persely



"What's New for 2019?"
George Papadelis

Genesee County Master Gardeners
P. O. Box 981
Grand Blanc, MI 48480

Fall into Spring



*Master Gardener Association of
Genesee County Michigan
presents:*

15th Annual

Fall into Spring

Gardening Conference

**Saturday,
October 6, 2018
8:00 am - 3:00 pm**

Mott Community College
Events Center
1401 E. Court St. • Flint, MI 48503

RETURN TO FRONT PAGE

MGAGCM DOWN TO EARTH NEWSLETTER

PAGE 13

Fall Into Spring

Our Speakers:

Dr. Rufus Isaacs is a professor of entomology at Michigan State University, studying pest and pollinator insects. Recent studies have addressed the response of bees and other beneficial insects to pollinator plantings on farms, the value provided by those plantings to nearby crops, and how best to establish these plantings. He works extensively with MSU Extension, government agencies and the non-profit sector to advance pollinator habitat adoption on farmland. His topic is "What About the Other Bees?"

Rosann Kovalcik is the owner of Wild Birds Unlimited in Grosse Pointe, MI. She authors a blog about Michigan birds and writes humorous, engaging articles about birds near and far. She is an avid birder, and has over 20 years of experience leading bird walks at the Edsel & Eleanor Ford house. Rosann will speak about "Landscaping for the Birds."

Jean Persely, with BMO Logistics is an Advanced Master Gardener and Master Composer. Jean is a certified Landscape Designer who enjoys sharing her experiences and lessons-learned during educational outreach Garden Lifecycle Management programs. Her topic is "Naturally Natives."

George Papadelis Owner, Telly's Greenhouse in Troy, author & educator. George will give us a sneak peek at the new annuals and perennials for 2019.

Location:

**Mott Community College Events Center
1401 E. Court St. • Flint, MI 48503**

Directions: Take either I-75 or I-69 to I-475. Exit at #7 Court Street. From the north, turn left onto Court St. and from the south, turn right onto Court St. Follow Court St. 1/2 mile to Gorman Drive. Turn left on Gorman, turn left into the parking lot. The Mott Event Center is in the Library building adjacent to the parking lot. There will be directional signs. For further information, type this link into your computer browser: http://www.mcc.edu/maps/ed_mail.shtml

Schedule October 6, 2018

8:00 am Registration, Continental Breakfast and Garden Market open

Shop our market of vendors who offer for sale many hand-made or one-of-a-kind items, including garden stones, garden art, herbal products, unique gardening supplies & more! *Note: Some vendors take only cash or checks.

**8:30 am "What About the Other Bees?"
Dr. Rufus Isaacs**

9:45 am Break - Garden Market open

**10:05 am "Landscaping for the Birds"
Rosann Kovalcik**

**11:20 - Lunch and Garden Market open
12:20 pm**

**12:20 pm "Naturally Natives"
Jean Persely**

1:35 pm Break - Garden Market open

**1:55 pm "What's New for 2019?"
George Papadelis**

3:05 pm Wrap-up and Garden Market sales

5 Hours of MG Educational Credits for Master Gardeners

Questions?

**Call or email Loretta
(810) 344-7383**

Ldellwood@aol.com

Or, Check out our website:

<http://fallintospring.weebly.com/>

- No refunds will be issued, however substitutions will be made. No confirmation letters will be sent.
- Speakers and topics are subject to change
- Open to both Master Gardener Volunteers and the general public.

Fall Into Spring

Saturday, October 6, 2018

8:00 am - 3:05 pm

Mott Community College Events Center

Name _____

Street _____

City, State, Zip _____

phone # _____

email _____

**Early Registration is \$70.00 by September 28th.
Registration after September 28th will be \$75.00. (Lunch is included - provided by The Lunch Studio in Downtown Flint)**

5 Hours of MG Educational Credits for Master Gardeners

Amount enclosed: **NO CREDIT OR DEBIT**

# attending	X	=	
	Registration fee		Total enclosed

Make checks payable to: MGAGCM

Mail registration to:

**Genesee County Master Gardeners
Fall Into Spring Conference
P.O. Box 981
Grand Blanc, MI 48480**

MSU is an affirmative-action, equal-opportunity employer. Michigan State University Extension programs and materials are open to all without regard to race, color, national origin, gender, gender identity, religion, age, height, weight, disability, political beliefs, sexual orientation, marital status, family status or veteran status. Accommodations for persons with disabilities may be requested by calling Genesee County at (810)244-8531 by September 15, 2018 to ensure sufficient time to make arrangements. Requests received after this date will be met when possible.



Caller emailed a picture of a box elder bug for identification and advice

(If you think it's bad now, wait till Fall!)

Boxelder bugs do congregate in clumps and as Fall approaches, they will be looking for warm places to overwinter, or hibernate. They are sucking insects and feed off of some plants but have no effect on crops or pets. They can be a nuisance in your home, should they get in. Keeping doors closed, screens repaired, openings caulked are the best ways to prevent entry, and like our friendly stinkbugs, they should not be squished. Instead of a stink though, they will leave you a gift of a red stain where they met your shoe. It's best to vacuum them, which is more effective than pesticides.

Well, we're all excited that the August 7th millage renewal to support MSU Extension passed. The community can now continue to receive the many services of the organization, including our Hotline! For the summer we are open Mondays, Wednesdays and Fridays 9:00 a.m.-1 p.m. and the call-in number is (810) 244-8548. Some new Hotline call-in inquiries are here:

Caller asked where/if she could purchase milkweed seeds in her area

Milkweeds, long thought to be a "weed" to many, turns out to be a favorite plant for beautiful monarch butterflies who drink it's nectar from the flowers, pollinate the plants and lay eggs on the undersides of the leaves. In addition, after the larvae hatch, the caterpillars feed on the plant. Milkweed seeds can be purchased just about anywhere you can find other types of seeds, whether it be big box stores, nurseries, on line or in seed catalogs. The Master Gardeners at the Genesee County Humane Society (and many other MG gardens) collect seed pods from existing plants, remove the seeds and re-plant them the following year

The bottoms of many of my tomatoes are dark and seem to be rotting

This condition is called blossom end rot and is caused by insufficient calcium in the tissue of the tomato. It usually occurs at the beginning of the season or during drought periods. For care and prevention, please follow this link: msue.anr.msu.edu/resources/blossom_end_rot_tip_sheet

How do I get rid of Virginia Creeper (Creeping Charlie)?

Creeping Charlie (*Glechoma hederacea*) is a ground ivy and is considered the most common and most difficult to control weed problem in home lawns. Because the plant sticks closely to the ground surface, and the many roots along the stem, hand weeding can be difficult, but not impossible. Read more here for natural, household (yes, Borax!) and chemical solutions: <http://msue.anr.msu.edu/resources/ground-ivy-control-for-home-lawns>



Recipes & More

Green Tomato Cake

Ingredients

1 teaspoon ground cinnamon
1 teaspoon ground nutmeg
1 teaspoon baking soda
1/4 teaspoon salt
1/2 cup raisins
1/2 cup chopped walnuts
4 cups chopped green tomatoes
1 tablespoon salt
1/2 cup butter
2 cups white sugar
2 eggs
2 cups all-purpose flour

Cake-24 servings 175 cal

Frosting-12 servings 291 cal

Directions

Place chopped tomatoes in a bowl and sprinkle with 1 tablespoon salt. Let stand 10 minutes. Place in a colander, rinse with cold water and drain.

Preheat oven to 350 degrees F (175 degrees C). Grease and flour a 9x13 inch baking pan.

Cream butter and sugar. Add eggs and beat until creamy.

Sift together flour, cinnamon, nutmeg, baking soda and 1/4 teaspoon salt. Add raisins and nuts to dry mixture; add dry ingredients to creamed mixture. Dough will be very stiff. Mix well.

Add drained tomatoes and mix well. Pour into the prepared 9 x 13 inch pan.

Bake for 40 to 45 minutes in the preheated oven, or until toothpick inserted into cake comes out clean.

Frost with a cream cheese frosting.

Ingredients

1/2 cup butter, softened
8 ounces cream cheese
4 cups confectioners' sugar
2 teaspoons vanilla extract

Directions

Beat softened butter and cream cheese until well blended.

Add powdered sugar and vanilla. Beat until creamy.

PROGRAM INSTRUCTOR INTERVIEWS

We have a committee of four people headed by the District 9 Coordinator Mark Rankin. Also serving on the committee are Extension Educator, Terri McLean, Genesee County Extension Master Gardener Volunteer/ Interim EMG Program Coordinator, Mary Yelland, and me, Lori Imboden, Supervisor to the Genesee County Program Instructor. We are pleased to have an excellent group of candidates and are excited to speak with them.

There will be two rounds of interviews. The second round of interviewees will give public presentations as they have in the past. After the interviews it may be several weeks before any announcements are made. We promise to make information public when it is prudent to do so.

Lori Imboden
Consumer Horticulture Supervising Educator

HOLIDAY PARTY COMMITTEE MEETING

Sharon Kridner and Peggy Banks will hold the next Holiday Committee Meeting at the Extension Office at 1:00 p.m. on October 4, 2018. These new chairperson's have a lot of new ideas to make our 2019 Holiday Party a fun evening, so add the date to your calendar and come on out to see what you can do to help. Contact Sharon at 248-842-6590 or Peggy at 810-631-4040.

MGAGCM AUGUST MEMBERSHIP MEETING

September MGAGCM monthly membership meeting will be held on Sept. 20, at GCCARD building. Social hour begins at 5:30 p.m. and our speaker, Karen Golden will begin at 6:00 p.m. Monthly business meeting will follow.

Karen Golden is a speaker, author and educator on various subjects regarding vegetables. She is owner and grower of Michigan Heirlooms a Horticultural Service. At our membership meeting her topic will be on heirloom tomatoes.

Snack providers are: Loretta Ellwood, Mel Kennedy and Alan Grove.

WORDS FROM THE PRESIDENT

I would like to thank each volunteer who devoted their time to promote the millage renewal. We are so pleased that we can move forward the next four years. With the millage renewal we can hire a Program Instructor, we are in the interview process at this time; and, will continue to educate the public through the Master Gardener Volunteer classes and our many beautiful projects. Thank you to the Friends of the Millage for their dedication and hard work to make sure the voters of Genesee County said, YES!

[RETURN TO FRONT](#)

MGAGCM DOWN TO EARTH NEWSLETTER

PAGE 17

MGAGCM OFFICERS (2018)

President	Vicki Laurin
810-744-0725	laurinvicki@gmail.com
1st Vice President	Mel Kennedy
810-275-8822	mkennedy60@charter.com
2nd Vice President	Alan Grove
810-922-8776	plantdoc049@outlook.com
Secretary	Dick Moldenhauer
810-695-2649	rnmold1050@aol.com
Treasurer	Bobbi Parkhill
630-408-1710	bpark141@gmail.com

SAVE THE DATE Sept. 2018

THIS NEWSLETTER PREPARED BY

Vicki Laurin, laurinvicki@gmail.com.
Kit Puroll, all_4_adventure@hotmail.com

CHECK OUT OUR WEBSITES

[MMGA Inc Website](#)

[MMGA Inc Facebook Page](#)

[MGAGCM Website](#)

[MGAGCM Facebook Page](#)

LEAD VMS AMBASSADOR

Michelle Chockley

810-210-6685 (cell)

chockleym@gmail.com

MSU Extension-Genesee

605 N. Saginaw St. Suite 1A
Flint, MI 48502
(810) 244-8500

Plant & Pest Hotline

(810) 244-8548

Hours: Hotline summer hours are:
Monday, Wednesday and Friday,
8:30 am to 1:00 pm.

geneseeplantpest@anr.msu.edu

Public Office Hours:

8 am - 12:00 and 1:00 pm-4:00 pm
Monday through Friday.

RETURN TO FRONT PAGE

2	3 <u>Plant and Pest Hot-line</u>	4 <u>Cactus garden/Easter Seals work sessions</u>	5 <u>Plant and Pest Hot-line</u>	6	7 <u>Plant and Pest Hot-line</u>	8
9	10 <u>Plant and Pest Hot-line Board Meeting</u>	11 <u>Cactus garden/Easter Seals work sessions</u>	12 <u>Plant and Pest Hot-line</u>	13	14 <u>Master Gardener College Plant and Pest Hot-line</u>	15 <u>Master Gardener College</u>
16	17 <u>Plant and Pest Hot-line</u>	18 <u>Cactus garden/Easter Seals work sessions</u>	19 <u>Plant and Pest Hot-line</u>	20 <u>Member-ship meeting</u>	21 <u>Plant and Pest Hot-line</u>	22
23	24 <u>Plant and Pest Hot-line</u>	25 <u>Cactus garden/Easter Seals work sessions</u>	26 <u>Plant and Pest Hot-line</u>	27	28 <u>Plant and Pest Hot-line</u>	29
30						

MSU EXTENSION-GENESEE COUNTY
605 N. Saginaw St.
Suite 1A
FLINT, MI 48502
www.msue.msu.edu/genesee

AN AFFIRMATIVE ACTION/EQUAL OPPORTUNITY EMPLOYER

September MGAMCM SPEAKER

Our September speaker will be Karen K. Golden speaker, author and educator on various subjects regarding vegetables. She is owner and grower of Michigan Heirlooms a Horticultural Service, specializing in heirloom tomatoes and peppers. Her topic for the evening, will be heirloom tomatoes.



MGAGCM DOWN TO EARTH NEWSLETTER